

FORD ELV

S.O.S Car Simulator instruction manual

ESL/ELV REPLACEMENT PROGRAM

Page	Content	MIN. VERSION	PHOTO	PINOUT	VIDEO
Page 2	• Program introduction				
Page 3	• FORD / FOCUS / C-MAX / KUGA / C1 AV6N-3F880-Jx	001			
Page 4	• MONDEO / S-MAX / GALAXY / Av6N-3F880-Kx TT	001			
Page 5	• C4 PLATFORM 2007-2013 / MONDEO / 7G91-3F880-Fx	001			
Page 6	• MONDEO FOCUS C-MAX KUGA 8m51-3F880-Gx K-LINE	001			





● Program introduction



Example cars

ESL 1

Ford | Focus
C-Max
Kuga C1
AV6N-3F880-Jx

ESL 2

Mondeo
S-Max
Galaxy
Av6N-3F880-Kx

ESL 3


C4 Platform
2007-2013
MONDEO
7G91-3F880-Fx

ESL 4

Mondeo
Focus
C-max
Kuga
8m51-3F880-Gx
K-LINE

●●● Jumpers to solder

Choose the S.O.S program by soldering the following jumpers depending on your car brand:



To choose the program you have to solder specific jumpers on the back of the Emulator:

Attention!

Always pul the Emuluator back into the plastic cover before attaching it to the ECU board.

Attaching the Emulator to the ECU board without the plastic cover may resul! in damaging the ECU or the Emulator!

ESL 1

● FORD / FOCUS / C-MAX / KUGA / C1 AV6N-3F880-Jx Black Connector



Program Usage

The Emulator can be used with FORD vehicles equipped with a 3-pin SCL plug



Example cars

FORD

- Ford Focus
- C-Max
- Kuga - C1
- AV6N-3F880-Jx



●●● Jumpers to solder

1

- Select the S.O.S program by soldering the jumpers on the right:
2 + 3 + 4


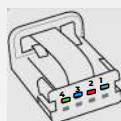


7 6 5 4 3 2 1

4 + 3 + 2

2

- Connect the Emulator to the SCL plug according to the pictures on the right.



3

- The original ESL needs to be removed from the car.

ESL 2

● **MONDEO / S-MAX / GALAXY / Av6N-3F880-Kx Blue Connector**



Program Usage


The Emulator can be used with FORD vehicles equipped with a 3-pin SCL plug



Example cars

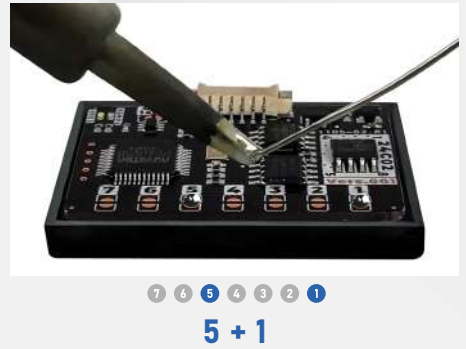
FORD

- Mondeo
- S-Max
- Galaxy
- Av6N-3F880-Kx

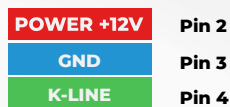
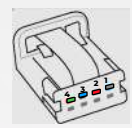


●●● **Jumpers to solder**


- 1 " Select the S.O.S program by soldering the jumpers on the right: **1+5**



- 2 " Connect the Emulator to the SCL plug according to the pictures on the right.



- 3 " The original ESL needs to be removed from the car.



● C4 PLATFORM 2007-2013 / MONDEO / 7G91-3F880-Fx Black Connector



Program Usage

The Emulator can be used with FORD vehicles equipped with a 3-pin SCL plug



Example cars

FORD

C4 Platform
2007-2013
MONDEO
7G91-3F880-Fx



BLACK CONNECTOR

●●● Jumpers to solder

1

Select the S.O.S program by soldering the jumpers on the right:
5



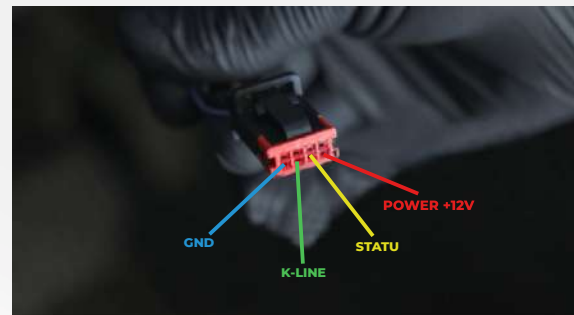
7 6 **5** 4 3 2 1
5

2

Connect the Emulator to the SCL plug according to the pictures on the right.



GND	Pin 4
K-LINE	Pin 3
STATU	Pin 2
POWER +12V	Pin 1



3

The original ESL needs to be removed from the car.

● MONDEO FOCUS C-MAX KUGA 8m51-3F880-Gx K-LINE Green Connector



Program Usage

The Emulator can be used with FORD vehicles equipped with a 3-pin SCL plug



Example cars

FORD

- Mondeo
- Focus
- C-max
- Kuga
- 8m51-3F880-Gx
- K-LINE



GREEN CONNECTOR

●●● Jumpers to solder

1

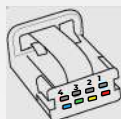
- Select the S.O.S program by soldering the jumpers on the right:
4 + 3 + 2 + 1



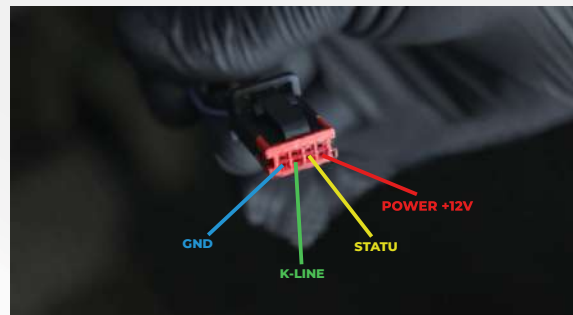
7 6 5 4 3 2 1
4 + 3 + 2 + 1

2

- Connect the Emulator to the SCL plug according to the pictures on the right.



GND	Pin 4
K-LINE	Pin 3
STATU	Pin 2
POWER +12V	Pin 1



3

- The original ESL needs to be removed from the car.